

IT FIT 18/220...240/350 CS L

ICUTRONIC IT FIT CS L (SELV) | Linear / Area Constant Current – Non dimmable



Product family features

- Output current up to 1600 mA
- Output power up to 75 W
- Low THD <15% @ full load
- Input voltage: 220 – 240 VAC
- Ambient temp range t_a : -25 to +50 °C
- Wide output voltage range
- Low LF-ripple < 5%
- Very high efficiency up to 87%
- Fixed output (no dimming)
- 5 years guarantee*

Product family benefits

- Flexible with 1 driver offers 4 output currents
- High quality light with very low ripple
- Very high efficiency up to 87%
- Enable slim fixture design with flat 21 mm height metal housing
- Long lasting and high reliability
- SELV driver

Areas of application

- Linear and area lighting
- Office, industrial and shop lighting

Technical data

Electrical data

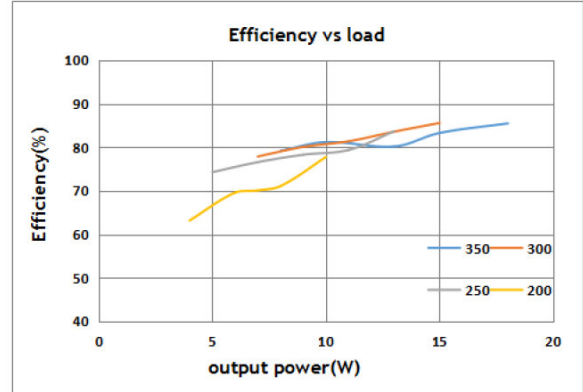
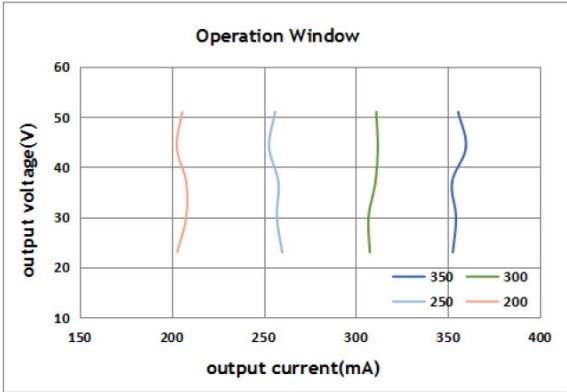
Nominal input voltage	220...240 V
Mains frequency	50/60 Hz
Input voltage AC	198...264 V
Current set	DipSwitch
Power factor λ	≥ 0.96
Device power loss	3.15 W ¹⁾
Inrush current	11.6 A ²⁾
Max. ECG no. on circuit breaker 10 A (B)	45
Max. ECG no. on circuit breaker 10 A (C)	70
Max. ECG no. on circuit breaker 16 A (B)	72
Max. ECG no. on circuit breaker 16 A (C)	112
Max. ECG no. on circuit breaker 25 A (B)	-
Surge capability (L/N-Ground)	2 kV
Surge capability (L-N)	1 kV
Nominal output voltage	23...51 V
Nominal output current	200 / 250 / 300 / 350 mA ³⁾
Output ripple current (100 Hz)	< 5 %
Output PSTLM	≤ 1
Output SVM	≤ 0.4
Nominal output power	4.6...17.8 W
Maximum output power	17.8 W
U-OUT (working voltage)	< 250 V
Total harmonic distortion	< 15 % ⁴⁾
Output current tolerance	± 7.5 %
Default output current	350 mA

¹⁾ At 230 V, Input power 22 W max.

²⁾ $t_{width} = 220 \mu s$ (measured at 50 % I_{peak})

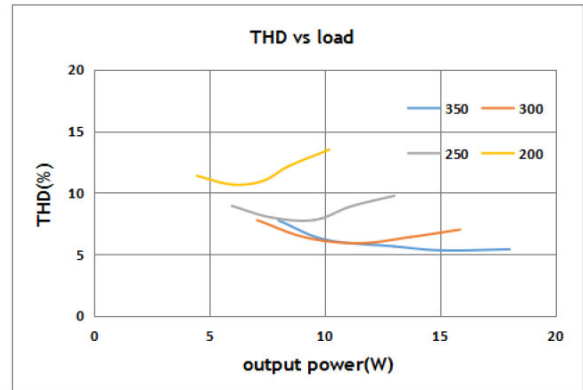
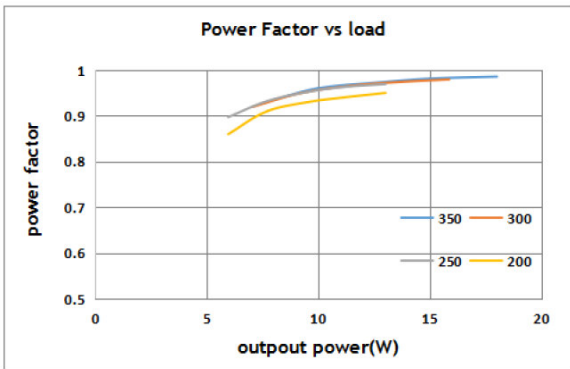
³⁾ ± 7.5 %

⁴⁾ At full load



IT FIT 18 CS L Operating Window

IT FIT 18 CS L Typical Efficiency vs. Load



IT FIT 18 CS L Typical Power Factor vs. Load

IT FIT 18 CS L Typical THD Vs Load

Dimensions & weight



Mounting hole spacing, length	200.0 mm
Product weight	110.00 g
Cable cross-section, input side	0.5...1.5 / 0.75...1.5 mm ^{2 1)}
Cable cross-section, output side	0.5...1.5 / 0.75...1.5 mm ^{2 1)}
Wire preparation length, input side	8.5...9.5 mm
Wire preparation length, output side	8.5...9.5 mm
Length	210.0 mm
Width	30.0 mm
Height	21.0 mm

¹⁾ Solid/ Flexible Leads

Colors & materials

Casing material	Metal
-----------------	-------

Temperatures & operating conditions

Ambient temperature range	-25...+50 °C
Maximum temperature at tc test point	70 °C
Max.housing temperature in case of fault	110 °C
Temperature range at storage	-25...80 °C
Permitted rel. humidity during operation	5...85 % ¹⁾

¹⁾ Non-condensing

Lifespan

ECG lifetime	50000 / 100000 h ¹⁾
--------------	--------------------------------

¹⁾ T_c = 70°C, with max. 10% failure rate

Additional product data

Encapsulated	No
--------------	----

Product datasheet

Successor EAN	4062172212663
---------------	---------------

Capabilities

Dimmable	No
Overheating protection	Automatic reversible
Overload protection	Automatic reversible
Short-circuit protection	Automatic reversible
No-load proof	Yes
Max. cable length to lamp/LED module	2.0 m ¹⁾
Suitable for fixtures with prot. class	I / II
Number of channels	1

¹⁾ Output wires must be routed as close as possible to each other

Certificates & standards

Approval marks – approval	CE / ENEC 05 / EAC / CCC / BIS / RCM ¹⁾
Standards	Acc. to IEC 61347-1/Acc. to IEC 61347-2-13/Acc. to IEC 62384/Acc. to IEC 61000-3-2/Acc. to IEC 61000-3-3/Acc. to IEC 61547
Type of protection	IP20

¹⁾ In preparation


Logistical data

Commodity code	850440839000
----------------	--------------




Environmental information

Information according Art. 33 of EU Regulation (EC) 1907/2006 (REACH)	
Date of Declaration	14-04-2022
Primary Article Identifier	4052899617421
Candidate List Substance 1	Lead
CAS No. of substance 1	7439-92-1
Safe Use Instruction	The identification of the Candidate List substance is sufficient to allow safe use of the article.
Declaration No. in SCIP database	4c4351b2-885d-4742-abba-9b3931bbd17e

Download Data

File
 User instruction ICUTRONIC LED Power Supply

Product datasheet

	Certificates IT FIT CS L DEKRA 35 113195 030820
	Declarations of conformity IT FIT CS L CE 4205372 230322
	Declarations of conformity IT FIT CS L UK DoC 4281081 230322

Ecodesign regulation information:

Intended for use with LED modules.

The forward voltage of the LED light source shall be within the defined operating window of the control gear in all operating conditions including dimming if applicable.

Separate control gear and light sources must be disposed of at certified disposal companies in accordance with Directive 2012/19/EU (WEEE) in the EU and with Waste Electrical and Electronic Equipment (WEEE) Regulations 2013 in the UK. For this purpose, collection points for recycling centres and take-back systems (CRSO) are available from retailers or private disposal companies, which accept separate control gear and light sources free of charge. In this way, raw materials are conserved and materials are recycled.

Logistical Data

Product code	Product description	Packaging unit (Pieces/Unit)	Dimensions (length x width x height)	Volume	Gross weight
4052899617421	IT FIT 18/220...240/350 CS L	Shipping carton box 20	237 mm x 162 mm x 130 mm	4.99 dm ³	2509.00 g

The mentioned product code describes the smallest quantity unit which can be ordered. One shipping unit can contain one or more single products. When placing an order, for the quantity please enter single or multiples of a shipping unit.

References / Links

* For more information on the multi-level guarantee and the terms and conditions of the guarantee visit [https://](https://www.inventronics-light.com/multilevel-guarantees)

▶ www.inventronics-light.com/multilevel-guarantees

Disclaimer

Subject to change without notice. Errors and omission excepted. Always make sure to use the most recent release.